

Contents

Purpose of Document.....	1
Symptom.....	1
Reported Problems.....	1
Configuring IE8.....	2
Add web site to Trusted Sites.....	2
Disable the XSS Filter.....	3

Purpose of Document

Cross-Site Scripting (XSS) is a security vulnerability that can allow malicious code to be run. Microsoft introduced an XSS Filter in IE8 which is enabled by default and will prevent exploitation of this vulnerability.

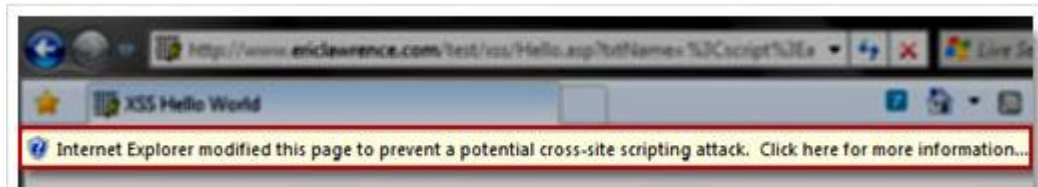
Wikipedia has a full description of cross-site scripting:

http://en.wikipedia.org/wiki/Cross-site_scripting

This document contains instruction on how to disable the XSS Filter.

Symptom

On some web pages this can prevent expected behaviour until the pages are rewritten. At the top of the page a security warning will be displayed indicating the potential attack



Reported Problems

URL: <http://calm.cambridgeshire.gov.uk/ArchiveCatalogue/SearchArchives.htm>

If a search returns multiple pages it is not possible to navigate to other pages other than the initially displayed Page 1.

This has been reported for both Internet Explorer 8 and Firefox 3.5. It is possible to move between the pages on Internet Explorer 7 and Firefox 3.0.

Configuring IE8

It is possible to turn off the XSS filter in IE8 by using the process detailed below. Note this will apply to all sites listed as trusted.

Add web site to Trusted Sites

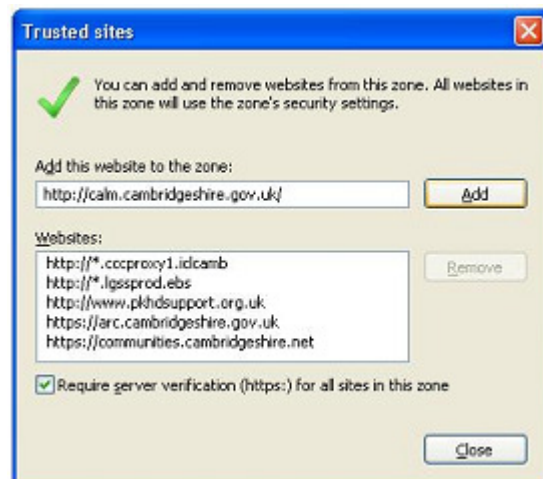
- In IE8 from the menu bar choose Tools\Internet Options



- Open the Security Tab and Select Trusted Sites



- Click the Sites button, enter the URL of the website you need to turn off XSS filtering for and click add



- Click Close to return to Internet Options Dialog

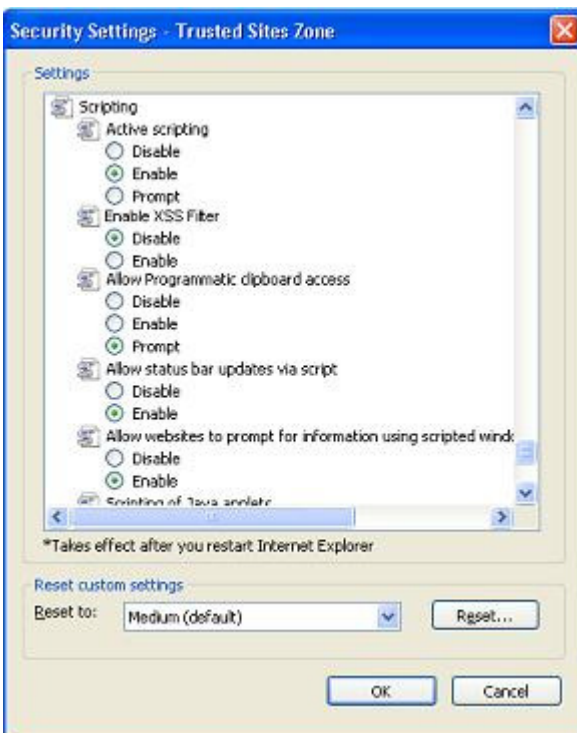
Disable the XSS Filter

NOTE: This will apply to **all** sites that have been declared as trusted i.e. added to the trusted sites as shown above.

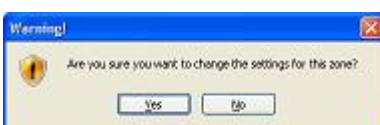
- Ensure that Focus is still on Trusted Sites



- Click Custom Level
- Scroll Down to the Scripting Section and set the Enable XSS Filter option to disable



- Click Ok



- Click Yes to update the Security Settings



- Click OK to close the Internet Options dialog and return to Internet Explorer

Firefox

Unfortunately we only run IE as a corporate browser and therefore do not have exposure to Firefox or have experience of supporting it. Time spent searching the Internet was unsuccessful in finding a process to disable the XSS filter so cannot provide a solution for this environment.