
















Have your say about Wisbech market place

1. Tell us about you:			
		Response Percent	Response Count
Company (if relevant):		11.5%	47
House number:		100.0%	410
Postal Code:		100.0%	410
Email Address:		48.8%	200
<i>answered question</i>			410
<i>skipped question</i>			0



2. I go into the market place most often:			
		Response Percent	Response Count
On foot		60.7%	249
As a Dial-A-Ride passenger		0.2%	1
As a resident driver requiring access		2.0%	8
As delivery driver requiring access		0.2%	1
By car		19.0%	78
By car, as a Blue badge holder, or their carer		8.3%	34
Other (please state below)		9.5%	39
Other (please specify)			44
<i>answered question</i>			410
<i>skipped question</i>			0


3. I use the market place most often because:			
		Response Percent	Response Count
I work here		3.7%	15
I am a resident		7.1%	29
I run a business here		2.9%	12
I am a delivery driver		0.2%	1
I am a shopper		75.6%	310
I am a Blue badge holder, or their carer, shopping		9.3%	38
Other (please state below)		1.2%	5
	Other (please specify)		9
	answered question		410
	skipped question		0




4. Would either of these options make you feel safer when walking around the market place?			
		Response Percent	Response Count
Option 1 – the general public would not be able to park or drive into the central market area.		53.3%	162
Option 2 – the general public would not be able to park in the Horsefair side of the central market area, but there would be paid parking on non-market days on the south side.		39.1%	119
Both		2.0%	6
Neither		5.6%	17
	answered question		304
	skipped question		106


5. Would either of these options affect your decision to shop in Wisbech?				
	Encourage you to shop	Discourage you from shopping	No difference to your shopping	Response Count
Option 1 – the general public would not be able to park or drive into the central market area.	55.4% (150)	29.5% (80)	15.1% (41)	271
Option 2 – the general public would not be able to drive or park in the Horsefair side of the central market area, but they would still be able to park in the south side on non-market days.	48.1% (117)	37.9% (92)	14.0% (34)	243
	<i>answered question</i>			304
	<i>skipped question</i>			106


6. Would either of these options make your shopping experience more convenient?			
		Response Percent	Response Count
Option 1 - the general public would not be able to drive or park in the central market area.		50.3%	153
Option 2 – the general public would not be able to drive or park in the Horsefair side of the central market area, but they would still be able to in the south side on non-market days.		40.1%	122
Both		1.6%	5
Neither		7.9%	24
	<i>answered question</i>		304
	<i>skipped question</i>		106


7. Do you have Saturday deliveries made to you between 8am and 4pm?			
		Response Percent	Response Count
Yes		80.0%	8
No		20.0%	2
<i>answered question</i>			10
<i>skipped question</i>			400



8. If you answered yes, would it be possible to change your delivery times to before 8am or after 4pm?			
		Response Percent	Response Count
Yes		0.0%	0
No		100.0%	10
<i>answered question</i>			10
<i>skipped question</i>			400



9. Which option do you feel would encourage more shoppers?			
		Response Percent	Response Count
Option 1 No parking in the central market area		0.0%	0
Option 2 No parking on the Horsefair side of the central market area. Paid parking on the south side except market days.		70.0%	7
Both		10.0%	1
Neither		20.0%	2
<i>answered question</i>			10
<i>skipped question</i>			400



10. Do you make a Saturday delivery to the area between 8am and 4pm?			
		Response Percent	Response Count
Yes		100.0%	1
No		0.0%	0
<i>answered question</i>			1
<i>skipped question</i>			409



11. If you answered yes, would it be possible to change your delivery time to before 8am or after 4pm?			
		Response Percent	Response Count
Yes		0.0%	0
No		100.0%	1
<i>answered question</i>			1
<i>skipped question</i>			409



12. What type of vehicle do you use to make deliveries?			
		Response Percent	Response Count
Class 1 (Light vehicles, cars, motorbikes, vans)		100.0%	1
Class 2 (Medium heavy vehicles with 2 axles)		0.0%	0
Class 3 (Large heavy vehicles with 3 or 4 axles)		0.0%	0
Class 4 (Extra large heavy vehicles with 5 or more axles)		0.0%	0
<i>answered question</i>			1
<i>skipped question</i>			409

13. As a Blue badge holder or a driver of a blue badge holder, would you prefer:			
		Response Percent	Response Count
Option 1		45.7%	16
Option 2		54.3%	19
		<i>answered question</i>	35
		<i>skipped question</i>	375


14. As a blue badge holder or a driver of a blue badge holder, would you like to see improved Shopmobility made available?			
		Response Percent	Response Count
Yes		91.4%	32
No		8.6%	3
		Other (please specify)	8
		<i>answered question</i>	35
		<i>skipped question</i>	375

15. Would you be prepared to pay for parking on the market place on non-market days?			
		Response Percent	Response Count
Yes		46.4%	166
No		53.6%	192
		<i>answered question</i>	358
		<i>skipped question</i>	52






16. Would you like to see the Horsefair side of the market place free of cars at all times, except for essential vehicles and deliveries?				
			Response Percent	Response Count
Yes			70.4%	252
No			29.6%	106
			<i>answered question</i>	358
			<i>skipped question</i>	52



17. Would you like to see the majority of the market place largely free of cars at all times, except for essential vehicles and deliveries?				
			Response Percent	Response Count
Yes			53.6%	192
No			46.4%	166
			<i>answered question</i>	358
			<i>skipped question</i>	52

18. Please rate your feelings about each of the two options:							
	Very satisfied	Satisfied	Dissatisfied	Very dissatisfied	Rating Average	Response Count	
Option 1	36.3% (130)	12.6% (45)	13.4% (48)	37.7% (135)	2.53	358	
Option 2	24.3% (87)	26.0% (93)	16.8% (60)	33.0% (118)	2.58	358	
						<i>answered question</i>	358
						<i>skipped question</i>	52

19. Which of the two options do you prefer?			Response Percent	Response Count
Option 1			50.0%	179
Option 2			50.0%	179
Have you any specific concerns about either option?				221
<i>answered question</i>				358
<i>skipped question</i>				52

20. Optional questions about you, which will be kept strictly confidential.

		Response Percent	Response Count
White – British		95.3%	301
White – Irish		0.3%	1
White – Other		2.5%	8
Black or Black British – Caribbean		0.0%	0
Black or Black British – African		0.0%	0
Any other Black origin		0.0%	0
Asian or Asian British – Bangladeshi		0.0%	0
Asian or Asian British – Indian		0.3%	1
Asian or Asian British – Pakistani		0.0%	0
Any other Asian origin		0.0%	0
Mixed – White & Asian		0.0%	0
Mixed – White & Black African		0.0%	0
Mixed – White & Black Caribbean		0.0%	0
Any other mixed background		0.0%	0
Chinese		0.0%	0
Any other ethnic group		0.0%	0
Gypsy/Traveller		0.0%	0
Not specified		1.6%	5
		<i>answered question</i>	316
		<i>skipped question</i>	94

21. Do you have a disability?			
		Response Percent	Response Count
Yes		17.5%	55
No		82.5%	259
		<i>answered question</i>	314
		<i>skipped question</i>	96