

Light controlled crossings are there to improve safety for pedestrians and the following advice can also help you cross the road safely.

STOP

When you have reached a crossing, stop on the kerb and find the red/ green man box. You'll usually find it on your right as you face the other side. Push the button on the red/green man box.

WAIT, LOOK AND LISTEN

Wait for the green man to appear and the traffic to stop. Pedestrians with sensory impairments should listen for the beep, which sounds when the green man appears, or feel for the cone on the base of the red/green man box, which will rotate to tell you the green man is lit.

CROSS

When the green man shows and the traffic has stopped in both directions, cross the road. Don't worry if you can't see the red/green man signals when crossing. The traffic lights are designed to monitor the crossing and should stay red long enough for you to reach the other side.



Pedestrians with sensory impairments can use the cone on the base of the red/green man box, which will rotate when the green man is lit.



Looking for the green man?

For further information about traffic signals in Cambridgeshire please visit www.cambridgeshire.gov.uk/transport/lights or to report a fault please call **0345 0455212**

He's moved!

Your Step-by-Step
Guide to Light
Controlled Crossings

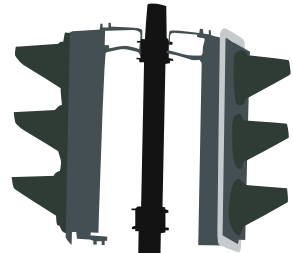
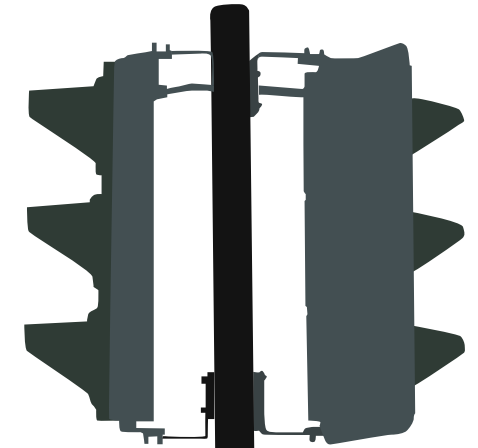


If you would like a copy of the text in this leaflet in large print, Braille, audio tape, or in another language, please call the **Traffic Manager's Team** on **01223 715913**

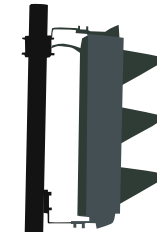
Cambridgeshire County Council is updating light controlled pedestrian crossings across the county to meet national standards, which means that the new crossings are slightly different. The most noticeable difference being that the green man has moved.

The **GREEN MAN** used to be found on the other side of the road as you faced the way you would walk. On the new crossings however he has moved to the push button box. You will find him and the red man when you go to press the button.

This means you will be looking towards the oncoming traffic, so not only can you check that the green man is lit but also that the traffic has stopped.



Old position of the green man



The new location of the **GREEN MAN**



Push button box

Push button box



Tactile paving, which you can feel under your feet and lets the blind or the partially sighted know there is a crossing here.

