

# PRIMARY AGE PUPILS IN CAMBRIDGESHIRE: 2008/2009 school year

## KEY STAGE 1 NATIONAL CURRICULUM ASSESSMENT

The assessment is taken at the end of Key Stage 1 by pupils aged 7+. The expected level of performance is Level 2.

There are no statutory performance indicators for the end of KS1 National Curriculum Assessment.

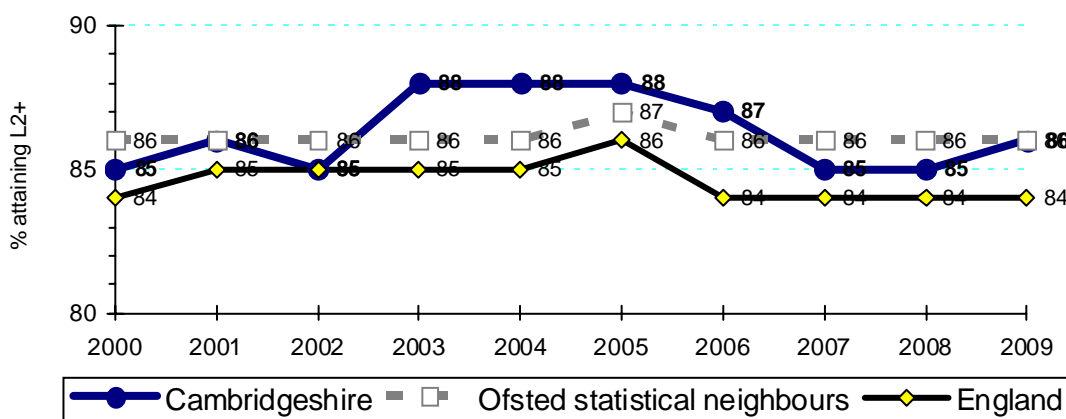
**Due to a change of government policy the figures for 2005 onwards are taken from teacher assessment results.**

### KS1 READING

In 2009, 86% of Cambridgeshire pupils aged 7+ were assessed as attaining Level 2 or above in Key Stage 1 Reading.

Cambridgeshire performance in Key Stage 1 Reading is above the national average.

### KS1 Teacher Assessment results: READING % L2+



Girls consistently out-perform boys in reading at KS1, with the 2009 results showing a 'gender gap' of just over seven percentage points. The wide difference in performance in reading by boys and girls is a national issue, not unique to Cambridgeshire.

% Attaining L2 or more in KS1 Reading						
	2004	2005	2006	2007	2008	2009
Boys	84	85	83	82	80	83
Girls	92	91	91	89	89	90
<b>Girl –boy difference</b>	<b>8</b>	<b>7</b>	<b>8</b>	<b>7</b>	<b>9</b>	<b>7</b>

There are also variations by minority ethnic group, with pupils from Indian, Chinese and Pakistani backgrounds generally performing above, and those from Black Caribbean and Gypsy Roma/Irish Traveller heritage below, the county average.

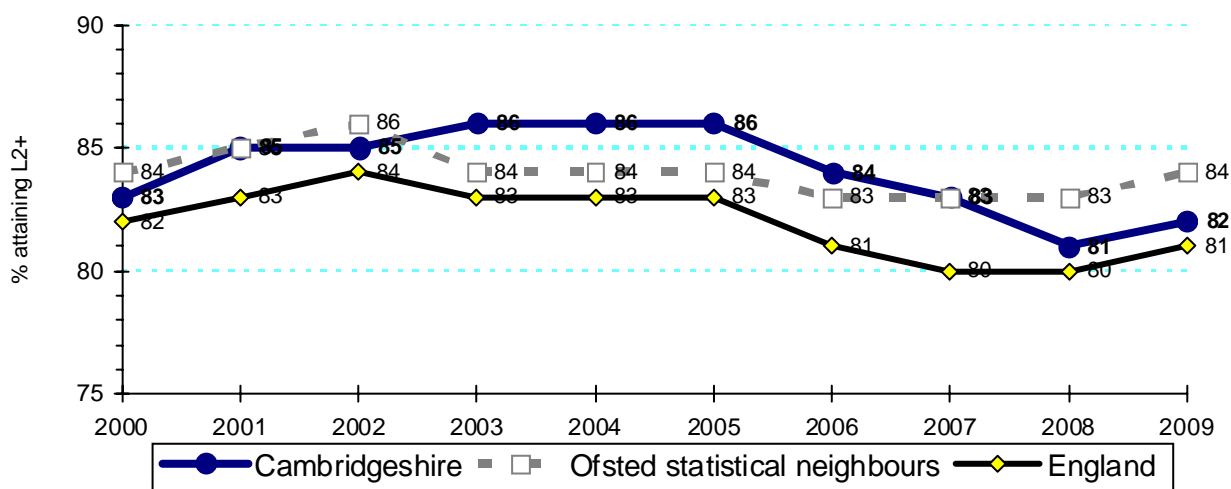
# PRIMARY AGE PUPILS IN CAMBRIDGESHIRE: 2008/2009 school year

## KS1 WRITING

In 2009, 82% of Cambridgeshire pupils aged 7+ were assessed as attaining Level 2 or above in Key Stage 1 Writing.

Cambridgeshire performance in Key Stage 1 Writing reflects the national pattern of improvement and Cambridgeshire remains one percentage point above the national average and two percentage points below its statistical neighbour authorities.

### KS1 Teacher Assessment results: WRITING % L2+



Girls consistently out-perform boys in KS1 Writing, with the 2009 results showing the 'gender gap' narrowing slightly to eleven percentage points. The wide difference in performance in writing by boys and girls is a national issue, not unique to Cambridgeshire.

% Attaining L2 or more in KS1 Writing						
	2004	2005	2006	2007	2008	2009
Boys	81	81	79	78	75	77
Girls	91	90	89	87	87	88
<b>Girl –boy difference</b>	<b>10</b>	<b>9</b>	<b>10</b>	<b>9</b>	<b>12</b>	<b>11</b>

There are also variations by minority ethnic group, with pupils from Chinese, Indian, Pakistani and mixed Black African/White backgrounds generally performing above the county average, and those of Black Caribbean, mixed Black Caribbean/White, Bangladeshi and Gypsy Roma/Irish Traveller heritage, generally performing below the county average.

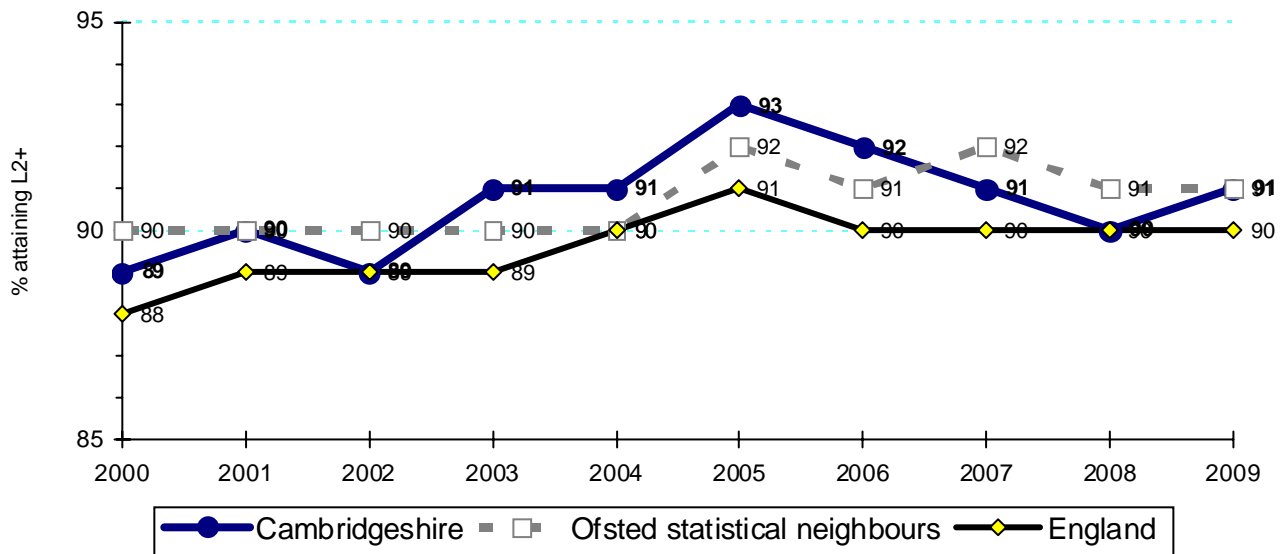
# PRIMARY AGE PUPILS IN CAMBRIDGESHIRE: 2008/2009 school year

## KS1 MATHEMATICS

In 2009, 91% of Cambridgeshire pupils aged 7+ were assessed as attaining Level 2 or above in the Key Stage 1 Mathematics.

Cambridgeshire performance in Key Stage 1 Mathematics is now one percentage point above the national average and in line with our statistical neighbour authorities.

### KS1 Mathematics Tests: % L2+



The 'gender gap' between the performance of girls and boys is very much smaller in mathematics than in reading or writing.

% Attaining L2 or more in KS1 Mathematics						
	2004	2005	2006	2007	2008	2009
Boys	90	92	91	90	88	90
Girls	92	93	93	92	92	92
<b>Girl –boy difference</b>	<b>2</b>	<b>1</b>	<b>2</b>	<b>2</b>	<b>4</b>	<b>2</b>

There are variations by minority ethnic group, with pupils from Black Caribbean and Chinese backgrounds generally performing above the county average, and those from Black African, mixed Black Caribbean/White, Bangladeshi, Pakistani and Gypsy Roma/Irish Traveller children backgrounds performing below the county average.